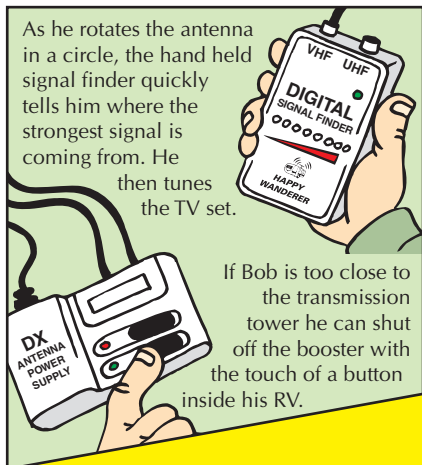



Bob connects his Active 1 boosted antenna to his pop top caravan without the use of screws. Thanks to the Multi Fit bracket it fits neatly into his Caravan's travel clamps. Bracket also adapts for full height vans and motor homes.

He connects the antenna to the Thru Van Wall connector which uses F-connectors to receive a better digital signal. Bob doesn't use the old push in plugs as they can cause reception problems with digital signals.



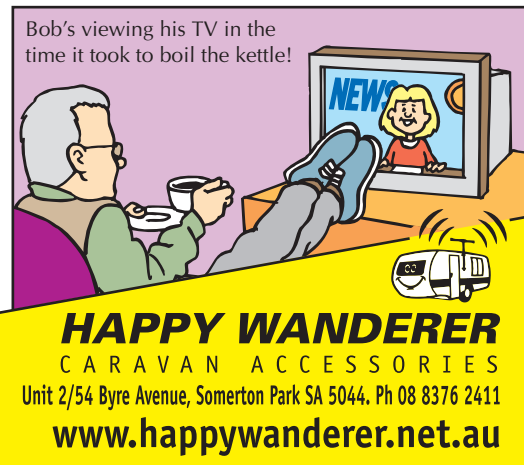
As he rotates the antenna in a circle, the hand held signal finder quickly tells him where the strongest signal is coming from. He then tunes the TV set.

If Bob is too close to the transmission tower he can shut off the booster with the touch of a button inside his RV.



On this occasion the best digital signal he can find is when the antenna is vertical. Not all antennas can scan in a vertical mode!

Budget T model antenna also available



Bob's viewing his TV in the time it took to boil the kettle!

See Website for a list of local dealers and Technical FAQs

**HAPPY WANDERER**  
CARAVAN ACCESSORIES  
Unit 2/54 Byre Avenue, Somerton Park SA 5044. Ph 08 8376 2411  
[www.happywanderer.net.au](http://www.happywanderer.net.au)